




GATE | PSUs

MECHANICAL

ENGINEERING



MECHANICAL ENGINEERING

FLUID MECHANICS & TURBOMACHINERY

Volume-1 : Study Material with Classroom Practice Questions

Fluid Mechanics & Turbomachinery

Solutions for Vol - I_ Classroom Practice Questions

Chapter- 1 Properties of Fluids

01. Ans: (c)

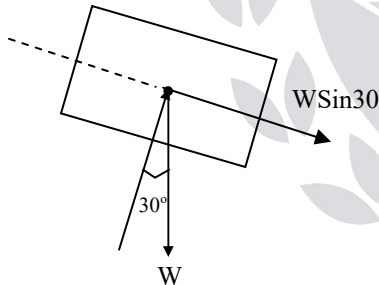
Sol: For Newtonian fluid whose velocity profile is linear, the shear stress is constant. This behavior is shown in option (c).

02. Ans: 100

$$\text{Sol: } \tau = \frac{\mu V}{h} = \frac{0.2 \times 1.5}{3 \times 10^{-3}} = 100 \text{ N/m}^2$$

03. Ans: 1

Sol:



$$F = \tau \times A$$

$$W \sin 30 = \frac{\mu AV}{h}$$

$$\frac{100}{2} = \frac{1 \times 0.1 \times V}{2 \times 10^{-3}}$$

$$V = 1 \text{ m/s}$$

Common data Q. 04 & 05

04. Ans: (c)

$$\text{Sol: } D_1 = 100 \text{ mm} , \quad D_2 = 106 \text{ mm}$$

$$\begin{aligned} \text{Radial clearance, } h &= \frac{D_2 - D_1}{2} \\ &= \frac{106 - 100}{2} = 3 \text{ mm} \end{aligned}$$

$$L = 2 \text{ m}$$

$$\mu = 0.2 \text{ pa.s}$$

$$N = 240 \text{ rpm}$$

$$\omega = \frac{2\pi N}{60} = \frac{2\pi \times 240}{60}$$

$$\omega = 8\pi$$

$$\begin{aligned} \tau &= \frac{\mu \omega r}{h} = \frac{0.2 \times 8\pi \times 50 \times 10^{-3}}{3 \times 10^{-3}} \\ &= 83.77 \text{ N/m}^2 \end{aligned}$$

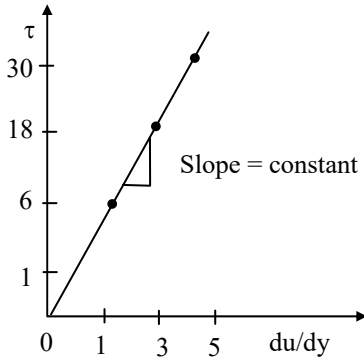
05. Ans: (b)

$$\begin{aligned} \text{Sol: Power, } P &= \frac{2\pi \omega^2 \mu L r^3}{h} \\ &= \frac{2\pi \times (8\pi)^2 \times 0.2 \times 2 \times (0.05)^3}{3 \times 10^{-3}} \\ &= 66 \text{ Watt} \end{aligned}$$



06. Ans: (c)

Sol:



∴ Newtonian fluid

07. Ans: (a)

Sol:

$$\tau = \mu \frac{du}{dy}$$

$$u = 3 \sin(5\pi y)$$

$$\frac{du}{dy} = 3 \cos(5\pi y) \times 5\pi = 15\pi \cos(5\pi y)$$

$$\tau|_{y=0.05} = \mu \left. \frac{du}{dy} \right|_{y=0.05}$$

$$= 0.5 \times 15\pi \cos(5\pi \times 0.05)$$

$$= 0.5 \times 15\pi \times \cos\left(\frac{\pi}{4}\right) = 0.5 \times 15\pi \times \frac{1}{\sqrt{2}}$$

$$= 7.5 \times 3.14 \times 0.707 \approx 16.6 \text{ N/m}^2$$

08. Ans: (d)

Sol:

- Ideal fluid → Shear stress is zero.
- Newtonian fluid → Shear stress varies linearly with the rate of strain.
- Non-Newtonian fluid → Shear stress does not vary linearly with the rate of strain.

- Bingham plastic → Fluid behaves like a solid until a minimum yield stress beyond which it exhibits a linear relationship between shear stress and the rate of strain.

09. Ans: (b)

Sol: $V = 0.01 \text{ m}^3$

$$\beta = 0.75 \times 10^{-9} \text{ m}^2/\text{N}$$

$$dP = 2 \times 10^7 \text{ N/m}^2$$

$$K = \frac{1}{\beta} = \frac{1}{0.75 \times 10^{-9}} = \frac{4}{3} \times 10^9$$

$$K = \frac{-dP}{dV/V}$$

$$dV = \frac{-2 \times 10^7 \times 10^{-2} \times 3}{4 \times 10^9} = -1.5 \times 10^{-4}$$

10. Ans: 320 Pa

Sol: $\Delta P = \frac{8\sigma}{D} = \frac{8 \times 0.04}{1 \times 10^{-3}} = \frac{32 \times 10^{-2}}{10^{-3}}$

$$\Delta P = 320 \text{ N/m}^2$$



Chapter- 2
Pressure Measurement & Fluid Statics

01. Ans: (a)

Sol: 1 millibar = $10^{-3} \times 10^5 = 100 \text{ N/m}^2$

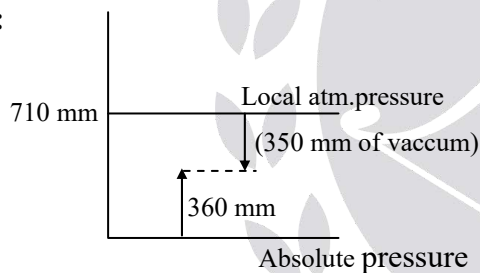
$$\begin{aligned} \text{One mm of Hg} &= 13.6 \times 10^3 \times 9.81 \times 1 \times 10^{-3} \\ &= 133.416 \text{ N/m}^2 \end{aligned}$$

$$1 \text{ N/mm}^2 = 1 \times 10^6 \text{ N/m}^2$$

$$1 \text{ kgf/cm}^2 = 9.81 \times 10^4 \text{ N/m}^2$$

02. Ans: (b)

Sol:



03. Ans: (c)

Sol: Pressure does not depend upon the volume of liquid in the tank. Since both tanks have the same height, the pressure P_A and P_B are same.

04. Ans: (b)

Sol:

- The manometer shown in Fig.1 is an open ended manometer for negative pressure measurement.

- The manometer shown in Fig. 2 is for measuring pressure in liquids only.
- The manometer shown in Fig. 3 is for measuring pressure in liquids or gases.
- The manometer shown in Fig. 4 is an open ended manometer for positive pressure measurement.

05. Ans: 2.2

Sol: h_p in terms of oil

$$s_o h_o = s_m h_m$$

$$0.85 \times h_o = 13.6 \times 0.1$$

$$h_o = 1.6 \text{ m}$$

$$h_p = 0.6 + 1.6$$

$$\Rightarrow h_p = 2.2 \text{ m of oil}$$

$$\text{(or) } P_p - \gamma_{oil} \times 0.6 - \gamma_{Hg} \times 0.1 = P_{atm}$$

$$\frac{P_p - P_{atm}}{\gamma_{oil}} = \left(\frac{\gamma_{Hg}}{\gamma_{oil}} \times 0.1 + 0.6 \right)$$

$$= \frac{13.6}{0.85} \times 0.1 + 0.6 = 2.2 \text{ m of oil}$$

$$\begin{aligned} \text{Gauge pressure of P in terms of m of oil} \\ = 2.2 \text{ m of oil} \end{aligned}$$

06. Ans: (b)

$$\text{Sol: } h_M - \frac{s_w}{s_o} h_{w_1} = h_N - \frac{s_w}{s_o} h_{w_2} - h_o$$

$$h_M - h_N = \frac{9}{0.83} - \frac{18}{0.83} - 3$$

$$h_M - h_N = -13.843 \text{ cm of oil}$$



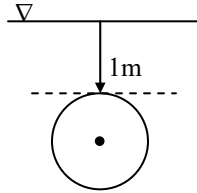
07. Ans: 2.125

Sol:

$$h_p = \bar{h} + \frac{I}{Ah}$$

$$= 2 + \frac{\pi D^4 \times 4}{64 \times D^2 \times 2 \times \pi}$$

$$= 2 + \frac{2^2 \times 4}{64 \times 2} = 2.125 \text{m}$$



08. Ans: 10

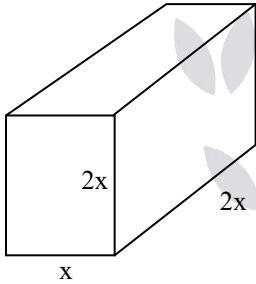
Sol: $F = \rho g \bar{h} A$

$$= 9810 \times 1.625 \times \frac{\pi}{4} (1.2^2 - 0.8^2)$$

$$F = 10 \text{kN}$$

09. Ans: 1

Sol:



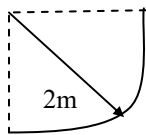
$$F_{\text{bottom}} = \rho g \times 2x \times 2x \times x$$

$$F_V = \rho g x \times 2x \times 2x$$

$$\frac{F_B}{F_V} = 1$$

10. Ans: 10

Sol:



$$F_V = x \times \pi$$

$$F_V = \rho g V = 1000 \times 10 \times \frac{\pi \times 2^2}{4}$$

$$F_V = 10\pi \text{ kN}$$

$$\therefore x = 10$$

11. Ans: (d)

Sol: $F_{\text{net}} = F_{H1} - F_{H2}$

$$F_{H1} = \gamma \times \frac{D}{2} \times D \times 1 = \frac{\gamma D^2}{2}$$

$$F_{H2} = \gamma \times \frac{D}{4} \times \frac{D}{2} \times 1 = \frac{\gamma D^2}{8}$$

$$= \gamma D^2 \left(\frac{1}{2} - \frac{1}{8} \right) = \frac{3\gamma D^2}{8}$$

12. Ans: 2

Sol: Let P be the absolute pressure of fluid f3 at mid-height level of the tank. Starting from the open limb of the manometer (where pressure = P_{atm}) we write :

$$P_{\text{atm}} + \gamma \times 1.2 - 2\gamma \times 0.2 - 0.5\gamma \times \left(0.6 + \frac{h}{2} \right) = P$$

$$\text{or } P - P_{\text{atm}} = P_{\text{gauge}}$$

$$= \gamma (1.2 - 2 \times 0.2 - 0.5 \times 0.6 - 0.5 \times \frac{h}{2})$$

For P_{gauge} to be zero, we have,

$$\gamma (1.2 - 0.4 - 0.3 - 0.25h) = 0$$

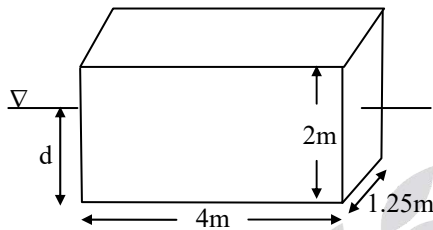
$$\text{or } h = \frac{0.5}{0.25} = 2$$



Chapter-3
Buoyancy and Metacentric Height

01. Ans: (d)

Sol:



$F_B = \text{weight of body}$

$$\rho_b g V_b = \rho_f g V_{fd}$$

$$640 \times 4 \times 2 \times 1.25 = 1025 \times (4 \times 1.25 \times d)$$

$$d = 1.248 \text{ m}$$

$$V_{fd} = 1.248 \times 4 \times 1.25$$

$$V_{fd} = 6.24 \text{ m}^3$$

02. Ans: (c)

Sol: Surface area of cube = $6a^2$

Surface area of sphere = $4\pi r^2$

$$4\pi r^2 = 6a^2$$

$$\frac{2\pi}{3} = \left(\frac{a}{r}\right)^2$$

$F_{b,s} \propto V_s$


$$= \frac{\frac{4}{3}\pi r^3}{a^3} = \frac{4}{3} \frac{\pi r^3}{\left(r\sqrt{\frac{2\pi}{3}}\right)^3}$$

$$= \frac{4}{3} \frac{\pi r^3}{\left(\sqrt{\frac{2\pi}{3}} \times \sqrt{\frac{2\pi}{3}} r^3\right)} = \sqrt{\frac{6}{\pi}}$$

03. Ans: 4.76

Sol: $F_B = F_{B,Hg} + F_{B,w}$

$$W_B = F_B$$



$$\rho_b g V_b = \rho_{Hg} g \nabla_{Hg} + \rho_w g \nabla_w$$

$$\rho_b V_b = \rho_{Hg} \nabla_{Hg} + \rho_w \nabla_w$$

$$S \times V_b = S_{Hg} \nabla_{Hg} + S_w \nabla_w$$

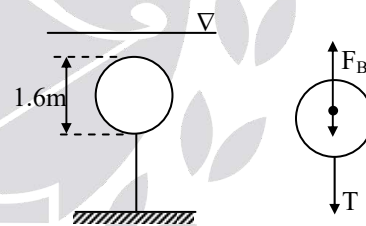
$$7.6 \times 10^3 = 13.6 \times 10^2 (10-x) + 10^2 \times x$$

$$-6000 = -1260x$$

$$x = 4.76 \text{ cm}$$

04. Ans: 11

Sol:



$$F_B = W + T$$

$$W = F_B - T$$

$$= \rho_f g V_{fd} - T$$

$$= 10^3 \times 9.81 \times \frac{4}{3} \pi (0.8)^3 - (10 \times 10^3)$$

$$= 21 - 10$$

$$W = 11 \text{ kN}$$



05. Ans: 1.375

Sol: $W_{\text{water}} = 5\text{N}$

$$W_{\text{oil}} = 7\text{N}$$

$$S = 0.85$$

W – Weight in air

$$F_{B1} = W - 5$$

$$F_{B2} = W - 7$$

$$W - 5 = \rho_1 g V_{fd} \dots (1)$$

$$W - 7 = \rho_2 g V_{fd} \dots (2)$$

$$V_{fd} = V_b$$

$$W - 5 = \rho_1 g V_b$$

$$W - 7 = \rho_2 g V_b$$

$$2 = (\rho_1 - \rho_2) g V_b$$

$$V_b = \frac{2}{(1000 - 850)9.81}$$

$$V_b = 1.3591 \times 10^{-3} \text{m}^3$$

$$W = 5 + (9810 \times 1.3591 \times 10^{-3})$$

$$W = 18.33\text{N}$$

$$W = \rho_b g V_b$$

$$\frac{18.33}{9.81 \times 1.3591 \times 10^{-3}} = \rho_b$$

$$\rho_b = 1375.05 \text{kg/m}^3$$

$$S_b = 1.375$$

06. Ans: (d)

Sol: For a floating body to be stable, metacentre should be above its center of gravity. Mathematically $GM > 0$.

07. Ans: (b)

Sol: $W = F_B$

$$\rho_b g V_b = \rho_f g V_{fd}$$

$$\rho_b V_b = \rho_f V_{fd}$$

$$0.6 \times \frac{\pi}{4} d^2 \times 2d = 1 \times \frac{\pi}{4} d^2 \times x$$

$$x = 1.2d$$

$$GM = BM - BG$$

$$BM = \frac{I}{V} = \frac{\pi d^4}{64 \times \frac{\pi}{4} d^2 \times 1.2d} = \frac{d}{19.2} = 0.052d$$

$$BG = d - 0.6d = 0.4d$$

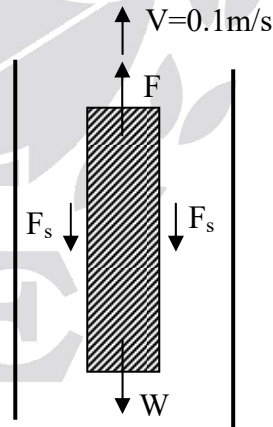
$$\text{Thus, } GM = 0.052d - 0.4d = -0.348d$$

$$GM < 0$$

\Rightarrow Hence, the cylinder is in unstable condition.

08. Ans: 122.475

Sol:



The thickness of the oil layer is same on either side of plate

y = thickness of oil layer

$$= \frac{23.5 - 1.5}{2} = 11 \text{mm}$$



Shear stress on one side of the plate

$$\tau = \frac{\mu dU}{dy}$$

F_s = total shear force (considering both sides of the plate)

$$= 2A \times \tau = \frac{2A\mu V}{y}$$

$$= \frac{2 \times 1.5 \times 1.5 \times 2.5 \times 0.1}{11 \times 10^{-3}}$$

$$= 102.2727 \text{ N}$$

Weight of plate, $W = 50 \text{ N}$

Upward force on submerged plate,

$$F_v = \rho g V = 900 \times 9.81 \times 1.5 \times 1.5 \times 10^{-3}$$

$$= 29.7978 \text{ N}$$

Total force required to lift the plate

$$= F_s + W - F_v$$

$$= 102.2727 + 50 - 29.7978$$

$$= 122.4749 \text{ N}$$

Chapter- 4 Fluid Kinematics

01. Ans: (b)

Sol:

- Constant flow rate signifies that the flow is steady.
- For conically tapered pipe, the fluid velocity at different sections will be different. This corresponds to non-uniform flow.

Common Data for Questions 02 & 03

02. Ans: 0.94

Sol: $a_{\text{Local}} = \frac{\partial V}{\partial t}$

$$= \frac{\partial}{\partial t} \left(2t \left(1 - \frac{x}{2L} \right)^2 \right)$$

$$= \left(1 - \frac{x}{2L} \right)^2 \times 2$$

$$(a_{\text{Local}})_{\text{at } x=0.5, L=0.8} = 2 \left(1 - \frac{0.5}{2 \times 0.8} \right)^2$$

$$= 2(1 - 0.3125)^2 = 0.945 \text{ m/sec}^2$$

03. Ans: -13.68

Sol: $a_{\text{convective}} = v \cdot \frac{\partial v}{\partial x} = \left[2t \left[1 - \frac{x}{2L} \right]^2 \right] \frac{\partial}{\partial x} \left[2t \left(1 - \frac{x}{2L} \right)^2 \right]$

$$= \left[2t \left[1 - \frac{x}{2L} \right]^2 \right] 2t \left[2 \left(1 - \frac{x}{2L} \right) \left(-\frac{1}{2L} \right) \right]$$

At $t = 3 \text{ sec}$; $x = 0.5 \text{ m}$; $L = 0.8 \text{ m}$



$$a_{\text{convective}} = 2 \times 3 \left[1 - \frac{0.5}{2 \times 0.8} \right]^2 \times 2 \times 3 \left[2 \left(1 - \frac{0.5}{2 \times 0.8} \right) \right] \left[\frac{-1}{2 \times 0.8} \right]$$

$$a_{\text{convective}} = -14.62 \text{ m/sec}^2$$

$$a_{\text{total}} = a_{\text{local}} + a_{\text{convective}} = 0.94 - 14.62 \\ = -13.68 \text{ m/sec}^2$$

04. Ans: (d)

Sol: $u = 6xy - 2x^2$

Continuity equation for 2D flow

$$\frac{\partial u}{\partial x} + \frac{\partial v}{\partial y} = 0$$

$$\frac{\partial u}{\partial x} = 6y - 4x$$

$$(6y - 4x) + \frac{\partial v}{\partial y} = 0$$

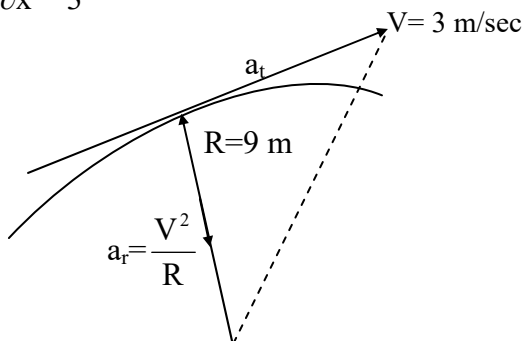
$$\frac{\partial v}{\partial y} = (4x - 6y) = 0$$

$$\partial v = (4x - 6y) dy$$

$$v = \int 4x dy - \int 6y dy \\ = 4xy - 3y^2 + c \\ = 4xy - 3y^2 + f(x)$$

05. Ans: $\sqrt{2} = 1.414$

Sol: $\frac{\partial V}{\partial x} = \frac{1}{3} (\text{m/sec/m})$



$$a_r = \frac{V^2}{R} = \frac{(3)^2}{9} = \frac{9}{9} = 1 \text{ m/s}^2$$

$$a_t = V \frac{\partial V}{\partial x} = 3 \times \frac{1}{3} = 1 \text{ m/s}^2$$

$$a = \sqrt{(a_r)^2 + (a_t)^2} = \sqrt{(1)^2 + (1)^2} = \sqrt{2} \text{ m/sec}^2$$

06. Ans: 13.75

Sol: $a_{t(\text{conv})} = V_{\text{avg}} \times \frac{dV}{dx}$

$$a_{t(\text{conv})} = \left(\frac{2.5 + 3}{2} \right) \left(\frac{3 - 2.5}{0.1} \right) = 2.75 \times 5$$

$$a_{t(\text{conv})} = 13.75 \text{ m/s}^2$$

07. Ans: 0.3

Sol: $Q = Au$

$$a_{\text{Local}} = \frac{\partial u}{\partial t} = \frac{\partial}{\partial t} \left(\frac{Q}{A} \right)$$

$$a_{\text{local}} = \frac{1}{A} \frac{\partial Q}{\partial t}$$

$$a_{\text{Local}} = \left(\frac{1}{0.4 - 0.1x} \right) \frac{\partial Q}{\partial t}$$

$$(a_{\text{Local}})_{\text{at } x=0} = \frac{1}{0.4} \times 0.12 \quad (\because \frac{\partial Q}{\partial t} = 0.12) \\ = 0.3 \text{ m/sec}^2$$

08. Ans: (b)

Sol: $\psi = x^2 - y^2$

$$a_{\text{Total}} = (a_x) \hat{i} + (a_y) \hat{j}$$

$$u = -\frac{\partial \psi}{\partial y} = -\frac{\partial}{\partial y} (x^2 - y^2) = 2y$$

$$v = \frac{\partial \psi}{\partial x} = \frac{\partial}{\partial x} (x^2 - y^2) = 2x$$



$$a_x = u \frac{\partial u}{\partial x} + v \frac{\partial u}{\partial y}$$

$$= (2y)(0) + (2x)(2)$$

$$\therefore a_x = 4x$$

$$a_y = u \frac{\partial v}{\partial x} + v \frac{\partial v}{\partial y}$$

$$= (2y) \times (2) + (2x) \times (0)$$

$$a_y = 4y$$

$$\therefore a = (4x)\hat{i} + (4y)\hat{j}$$

09. Ans: (b)

Sol: Given, The stream function for a potential flow field is $\psi = x^2 - y^2$

$$\phi = ?$$

$$u = -\frac{\partial \phi}{\partial x} = -\frac{\partial \psi}{\partial y}$$

$$u = -\frac{\partial \psi}{\partial y} = -\frac{\partial (x^2 - y^2)}{\partial y}$$

$$u = 2y$$

$$u = -\frac{\partial \phi}{\partial x} = 2y$$

$$\int \partial \phi = -\int 2y \partial x$$

$$\phi = -2xy + c_1$$

Given, ϕ is zero at (0,0)

$$\therefore c_1 = 0$$

$$\therefore \phi = -2xy$$

10. Ans: 4

Sol: Given, 2D – flow field

Velocity, $V = 3xi + 4xyj$

$$u = 3x, \quad v = 4xy$$

$$\omega_z = \frac{1}{2} \left(\frac{dv}{dx} - \frac{du}{dy} \right)$$

$$\omega_z = \frac{1}{2} (4y - 0)$$

$$(\omega_z)_{at(2,2)} = \frac{1}{2} \times 4(2) = 4 \text{ rad/sec}$$

11. Ans: 0

Sol: Given, $u = 3x,$

$$v = Cy,$$

$$w = 2$$

The shear stress, τ_{xy} is given by

$$\begin{aligned} \tau_{xy} &= \mu \left(\frac{\partial u}{\partial y} + \frac{\partial v}{\partial x} \right) = \mu \left[\frac{\partial}{\partial y} (3x) + \frac{\partial}{\partial x} (Cy) \right] \\ &= \mu (0 + 0) = 0 \end{aligned}$$



Chapter- 5
Energy Equation and its Applications

01. Ans: (c)

Sol: Applying Bernoulli's equation for ideal fluid

$$\frac{P_1}{\rho g} + Z_1 + \frac{V_1^2}{2g} = \frac{P_2}{\rho g} + Z_2 + \frac{V_2^2}{2g}$$

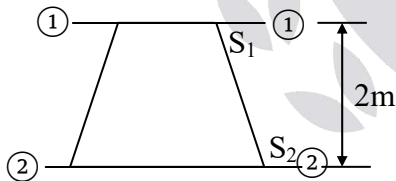
$$\frac{P_1}{\rho g} + \frac{(2)^2}{2g} = \frac{P_2}{\rho g} + \frac{(1)^2}{2g}$$

$$\frac{P_2}{\rho g} - \frac{P_1}{\rho g} = \frac{4}{2g} - \frac{1}{2g}$$

$$\frac{P_2 - P_1}{\rho g} = \frac{3}{2g} = \frac{1.5}{g}$$

02. Ans: (c)

Sol:



$$\frac{V_1^2}{2g} = 1.27m, \quad \frac{P_1}{\rho g} = 2.5m$$

$$\frac{V_2^2}{2g} = 0.203m, \quad \frac{P_2}{\rho g} = 5.407m$$

$$Z_1 = 2m, \quad Z_2 = 0m$$

Total head at (1) – (1)

$$= \frac{V_1^2}{2g} + \frac{P_1}{\rho g} + Z_1$$

$$= 1.27 + 2.5 + 2 = 5.77m$$

Total head at (2) – (2)

$$= \frac{V_2^2}{2g} + \frac{P_2}{\rho g} + Z_2$$

$$= 0.203 + 5.407 + 0 = 5.61m$$

Loss of head = 5.77 – 5.61 = 0.16 m

∴ Energy at (1) – (1) > Energy at (2) – (2)

∴ Flow takes from higher energy to lower energy

i.e. from (S₁) to (S₂)

Flow takes place from top to bottom.

03. Ans: 1.5

Sol: $A_1 = \frac{\pi d_1^2}{4} = \frac{\pi (0.1)^2}{4} = 7.85 \times 10^{-3} \text{ mm}^2$

$$A_2 = \frac{\pi d_2^2}{4} = \frac{\pi (0.05)^2}{4} = 1.96 \times 10^{-3} \text{ mm}^2$$

$$\frac{P_1}{\rho g} + \frac{V_1^2}{2g} + Z_1 = \frac{P_2}{\rho g} + \frac{V_2^2}{2g} + Z_2 + h_L$$

Z₁ = Z₂, it is in horizontal position

Since, at outlet, pressure is atmospheric

$$P_2 = 0$$

$$Q = 100 \text{ lit/sec} = 0.1 \text{ m}^3/\text{sec}$$

$$V_1 = \frac{Q}{A_1} = \frac{0.1}{7.85 \times 10^{-3}} = 12.73 \text{ m/sec}$$

$$V_2 = \frac{Q}{A_2} = \frac{0.1}{1.96 \times 10^{-3}} = 51.02 \text{ m/sec}$$

$$\frac{P_{1\text{gauge}}}{\rho_{\text{air}} \times g} + \frac{(12.73)^2}{2 \times 10} = 0 + \frac{(51.02)^2}{2 \times 10}$$

$$\frac{P_1}{\rho_{\text{air}} \cdot g} = 121.53$$

$$P_1 = 121.53 \times \rho_{\text{air}} \times g$$

$$= 1.51 \text{ kPa}$$



04. Ans: 395

Sol: $Q = 100 \text{ litre/sec} = 0.1 \text{ m}^3/\text{sec}$

$$V_1 = 100 \text{ m/sec}; \quad P_1 = 3 \times 10^5 \text{ N/m}^2$$

$$V_2 = 50 \text{ m/sec}; \quad P_2 = 1 \times 10^5 \text{ N/m}^2$$

Power (P) = ?

Bernoulli's equation

$$\frac{P_1}{\rho g} + \frac{V_1^2}{2g} + Z_1 = \frac{P_2}{\rho g} + \frac{V_2^2}{2g} + Z_2 + h_L$$

$$\frac{3 \times 10^5}{1000 \times 10} + \frac{100^2}{2 \times 10} + 0 = \frac{1 \times 10^5}{1000 \times 10} + \frac{50^2}{2 \times 10} + 0 + h_L$$

$$\Rightarrow h_L = 395 \text{ m}$$

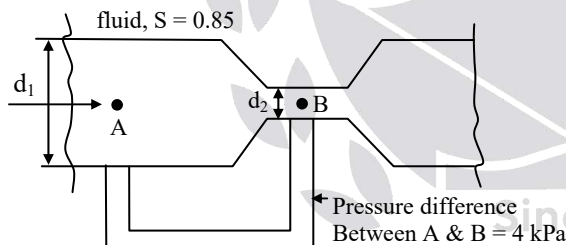
$$P = \rho g Q \cdot h_L$$

$$P = 1000 \times 10 \times 0.10 \times 395$$

$$P = 395 \text{ kW}$$

05. Ans: 35

Sol:



$$d_1 = 300 \text{ mm}, \quad d_2 = 120 \text{ mm}$$

$$Q_{Th} = \frac{A_1 A_2}{\sqrt{A_1^2 - A_2^2}} \sqrt{2gh}$$

$$= \frac{A_1 A_2}{\sqrt{A_1^2 - A_2^2}} \sqrt{2g \left(\frac{\Delta P}{w} \right)}$$

$$A_1 = \frac{\pi}{4} d_1^2 = \frac{\pi}{4} (0.30)^2 = 0.07 \text{ m}^2$$

$$A_2 = \frac{\pi}{4} d_2^2 = \frac{\pi}{4} (0.12)^2 = 0.011 \text{ m}^2$$

$$\Delta P = 4 \text{ kPa},$$

$$h = \frac{\Delta P}{w} = \frac{\Delta P}{\rho_f \cdot g}$$

$$= \frac{\Delta P}{s_f \rho_w g} = \frac{4 \times 10^3}{0.85 \times 1000 \times 9.81}$$

$$Q_{Th} = \frac{0.07 \times 0.011}{\sqrt{(0.07)^2 - (0.011)^2}} \sqrt{\frac{2 \times 9.81 \times 4 \times 10^3}{0.85 \times 1000 \times 9.81}}$$

$$= 0.035 \text{ m}^3/\text{sec} = 35.15 \text{ ltr/sec}$$

06. Ans: 65

Sol: $h_{stag} = 0.30 \text{ m}$

$$h_{stat} = 0.24 \text{ m}$$

$$V = c \sqrt{2gh_{dyna}}$$

$$V = 1 \sqrt{2g(h_{stag} - h_{stat})}$$

$$= \sqrt{2(9.81)(0.30 - 0.24)} = 1.085 \text{ m/s}$$

$$= 1.085 \times 60 = 65.1 \text{ m/min}$$

07. Ans: 81.5

Sol: $x = 30 \text{ mm}, \quad g = 10 \text{ m/s}^2$

$$\rho_{air} = 1.23 \text{ kg/m}^3; \quad \rho_{Hg} = 13600 \text{ kg/m}^3$$

$$C = 1$$

$$V = \sqrt{2gh_D}$$

$$h_D = x \left(\frac{S_m}{S} - 1 \right)$$

$$h_D = 30 \times 10^{-3} \left(\frac{13600}{1.23} - 1 \right)$$

$$h_D = 331.67 \text{ m}$$

$$V = 1 \times \sqrt{2 \times 10 \times 331.67} = 81.5 \text{ m/sec}$$



08. Ans: 140

$$\text{Sol: } Q_a = C_d \frac{A_1 A_2}{\sqrt{A_1^2 - A_2^2}} \sqrt{2gh}$$

$$C_d \propto \frac{1}{\sqrt{h}}$$

$$\frac{C_{d_{\text{venturi}}}}{C_{d_{\text{orifice}}}} = \frac{0.95}{0.65} = \sqrt{\frac{h_{\text{orifice}}}{h_{\text{venturi}}}}$$

$$h_{\text{venturi}} = 140 \text{ mm}$$

Chapter- 6
Momentum equation and its Applications

01. Ans: 1600

$$\text{Sol: } S = 0.80$$

$$A = 0.02 \text{ m}^2$$

$$V = 10 \text{ m/sec}$$

$$F = \rho \cdot A \cdot V^2$$

$$F = 0.80 \times 1000 \times 0.02 \times 10^2$$

$$F = 1600 \text{ N}$$

02. Ans: 6000

$$\text{Sol: } A = 0.015 \text{ m}^2$$

$$V = 15 \text{ m/sec (Jet velocity)}$$

$$U = 5 \text{ m/sec (Plate velocity)}$$

$$F = \rho A (V + U)^2$$

$$F = 1000 \times 0.015 (15 + 5)^2$$

$$F = 6000 \text{ N}$$

03. Ans: 19.6

$$\text{Sol: } V = 100 \text{ m/sec (Jet velocity)}$$

$$U = 50 \text{ m/sec (Plate velocity)}$$

$$d = 0.1 \text{ m}$$

$$F = \rho A (V - U)^2$$

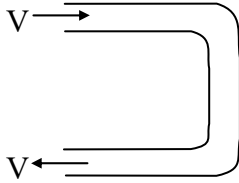
$$F = 1000 \times \frac{\pi}{4} \times 0.1^2 \times (100 - 50)^2$$

$$F = 19.6 \text{ kN}$$



04. Ans: (a)

Sol:



$$\begin{aligned} F_x &= \rho aV(V_{1x} - V_{2x}) \\ &= \rho aV(V - (-V)) \\ &= 2 \rho aV^2 \\ &= 2 \times 1000 \times 10^{-4} \times 5^2 = 5 \text{ N} \end{aligned}$$

05. Ans: (d)

Sol: Given, $V = 20 \text{ m/s}$,

$$u = 5 \text{ m/s}$$

$$F_1 = \rho A(V - u)^2$$

$$\text{Power } (P_1) = F_1 \times u = \rho A(V - u)^2 \times u$$

$$F_2 = \rho \cdot A \cdot V \times V_r$$

$$= \rho \cdot A \cdot (V) \cdot (V - u)$$

$$\text{Power } (P_2) = F_2 \times u = \rho AV(V - u)u$$

$$\frac{P_1}{P_2} = \frac{\rho A(V - u)^2 \times u}{\rho AV(V - u) \times u}$$

$$= \frac{V - u}{V} = 1 - \frac{u}{V}$$

$$= 1 - \frac{5}{20} = 0.75$$

06. Ans: 2035

Sol: Given, $\theta = 30^\circ$, $\dot{m} = 14 \text{ kg/s}$

$$(P_i)_g = 200 \text{ kPa,}$$

$$(P_e)_g = 0$$

$$A_i = 113 \times 10^{-4} \text{ m}^2,$$

$$A_e = 7 \times 10^{-4} \text{ m}^2$$

$$\rho = 10^3 \text{ kg/m}^3,$$

$$g = 10 \text{ m/s}^2$$

From the continuity equation :

$$\rho A_i V_i = 14$$

$$\text{or } V_i = \frac{14}{10^3 \times 113 \times 10^{-4}} = 1.24 \text{ m/s}$$

$$\text{Similarly, } V_e = \frac{14}{10^3 \times 7 \times 10^{-4}} = 20 \text{ m/s}$$

Let F_x be the force exerted by elbow on water in the +ve x-direction. Applying the linear momentum equation to the C.V. enclosing the elbow, we write :

$$(P_i)_g A_i + F_x = \dot{m}(V_e \cos 30^\circ - V_i)$$

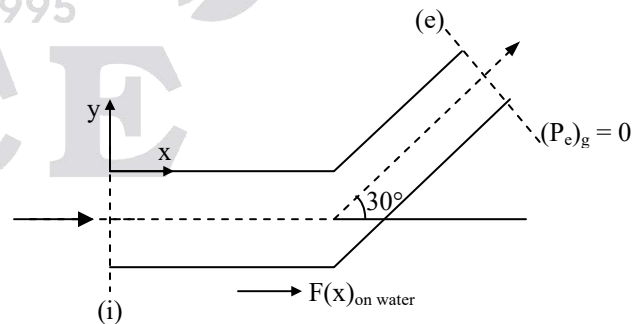
$$F_x = \dot{m}(V_e \cos 30^\circ - V_i) - (P_i)_g A_i$$

$$= 14(20 \times \cos 30^\circ - 1.24) - 200 \times 10^3 \times 113 \times 10^{-4}$$

$$= 225.13 - 2260$$

$$= -2034.87 \text{ N} \approx -2035 \text{ N}$$

The x-component of water force on elbow is $-F_x$ (as per Newton's third law), i.e., $\approx 2035 \text{ N}$





Chapter- 7
Laminar Flow

01. Ans: (d)

Sol: In a pipe, the flow changes from laminar flow to transition flow at $Re = 2000$. Let V be the average velocity of flow. Then

$$2000 = \frac{V \times 8 \times 10^{-2}}{0.4 \times 10^{-4}} \Rightarrow V = 1 \text{ m/s}$$

In laminar flow through a pipe,

$$V_{\max} = 2 \times V = 2 \text{ m/s}$$

02. Ans: (d)

Sol: The equation $\tau = \left(-\frac{\partial P}{\partial x}\right)\left(\frac{r}{2}\right)$ is valid for laminar as well as turbulent flow through a circular tube.

03. Ans: (d)

Sol: $Q = A \cdot V_{\text{avg}}$

$$Q = A \cdot \frac{V_{\max}}{2} \quad (\because V_{\max} = 2 V_{\text{avg}})$$

$$Q = \frac{\pi}{4} \left(\frac{40}{1000}\right)^2 \times \frac{1.5}{2}$$

$$= \frac{\pi}{4} \times (0.04)^2 \times 0.75$$

$$= \frac{\pi}{4} \times \frac{4}{100} \times \frac{4}{100} \times \frac{3}{4} = \frac{3\pi}{10000} \text{ m}^3/\text{sec}$$

04. Ans: 1.92

Sol: $\rho = 1000 \text{ kg/m}^3$

$$Q = 800 \text{ mm}^3/\text{sec} = 800 \times (10^{-3})^3 \text{ m}^3/\text{sec}$$

$$L = 2 \text{ m}$$

$$D = 0.5 \text{ mm}$$

$$\Delta P = 2 \text{ MPa} = 2 \times 10^6 \text{ Pa}$$

$$\mu = ?$$

$$\Delta P = \frac{128 \cdot \mu Q L}{\pi D^4}$$

$$2 \times 10^6 = \frac{128 \times \mu \times 800 \times (10^{-3})^3 \times 2}{\pi (0.5 \times 10^{-3})^4}$$

$$\mu = 1.917 \text{ milli Pa - sec}$$

05. Ans: 0.75

Sol: $U_r = U_{\max} \left(1 - \left(\frac{r}{R}\right)^2\right)$

$$\left[\because \frac{U}{U_{\max}} = 1 - \left(\frac{r}{R}\right)^2 \right]$$

$$= 1 \left(1 - \left(\frac{50}{200}\right)^2\right)$$

$$= 1 \left(1 - \frac{1}{4}\right) = \frac{3}{4} = 0.75 \text{ m/s}$$

06. Ans: 0.08

Sol: Given,

$$\rho = 0.8 \times 1000 = 800 \text{ kg/m}^3$$

$$\mu = 1 \text{ Poise} = 10^{-1} \text{ N-s/m}$$

$$d = 50 \text{ mm} = 0.05 \text{ m}$$

$$\text{Velocity} = 2 \text{ m/s}$$



$$\text{Reynold's Number, } Re = \frac{\rho VD}{\mu}$$

$$= \frac{800 \times 2 \times 0.05}{10^{-1}} = 800$$

($\because Re < 2000$)

\therefore Flow is laminar,

For laminar, Darcy friction factor

$$f = \frac{64}{Re} = \frac{64}{800} = 0.08$$

07. Ans: 16

Sol: For fully developed laminar flow,

$$h_f = \frac{32\mu VL}{\rho g D^2} \quad (\because Q = AV)$$

$$h_f = \frac{32\mu \left(\frac{Q}{A}\right) L}{\rho g D^2} = \frac{32\mu QL}{AD^2 \times \rho g}$$

$$h_f = \frac{32\mu QL}{\frac{\pi}{4} D^2 \times D^2 \times \rho g}$$

$$h_f \propto \frac{1}{D^4}$$

$$h_{f1} D_1^4 = h_{f2} D_2^4$$

Given, $D_2 = \frac{D_1}{2}$

$$h_{f1} \times D_1^4 = h_{f2} \times \left(\frac{D_1}{2}\right)^4$$

$$h_{f2} = 16h_{f1}$$

\therefore Head loss, increase by 16 times if diameter halved.

08. Ans: 5.2

Sol: Oil viscosity, $\mu = 10 \text{ poise} = 10 \times 0.1 = 1 \text{ N-s/m}^2$

$$y = 50 \times 10^{-3} \text{ m}$$

$$L = 120 \text{ cm} = 1.20 \text{ m}$$

$$\Delta P = 3 \times 10^3 \text{ Pa}$$

Width of plate = 0.2 m

$$Q = ?$$

$$Q = A \cdot V_{\text{avg}} = (\text{width of plate} \times y) V$$

$$\Delta P = \frac{12\mu VL}{B^2}$$

$$3 \times 10^3 = \frac{12 \times 1 \times V \times 1.20}{(50 \times 10^{-3})^2}$$

$$V = 0.52 \text{ m/sec}$$

$$Q = AV_{\text{avg}} = (0.2 \times 50 \times 10^{-3}) (0.52) = 5.2 \text{ lit/sec}$$

09. Ans: (a)

Sol: Wall shear stress for flow in a pipe is given by,

$$\tau_o = -\frac{\partial P}{\partial x} \times \frac{R}{2} = \frac{\Delta P}{L} \times \frac{D}{4}$$

$$= \frac{\Delta P D}{4L}$$

10. Ans: 72

Sol: Given, $\rho = 800 \text{ kg/m}^3$,
 $\mu = 0.1 \text{ Pa-s}$

Flow is through an inclined pipe.

$$d = 1 \times 10^{-2} \text{ m,}$$

$$V_{\text{av}} = 0.1 \text{ m/s,}$$

$$\theta = 30^\circ$$



$$Re = \frac{\rho V_{av} d}{\mu} = \frac{800 \times 0.1 \times 1 \times 10^{-2}}{0.1} = 8$$

⇒ flow is laminar.

Applying energy equation for the two sections of the inclined pipe separated by 10 m along the pipe,

$$\frac{P_1}{\gamma} + \frac{V_1^2}{2g} + Z_1 = \frac{P_2}{\gamma} + \frac{V_2^2}{2g} + Z_2 + h_f$$

But $V_1 = V_2$,

$$(Z_2 - Z_1) = 10 \sin 30^\circ = 5 \text{ m}$$

$$\text{and } h_f = \frac{32\mu V_{av} L}{\rho g d^2}$$

$$\frac{(P_1 - P_2)}{\gamma} = (Z_2 - Z_1) + \frac{32\mu V_{av} L}{\rho g d^2}$$

$$\begin{aligned} (P_1 - P_2) &= \rho g (Z_2 - Z_1) + \frac{32\mu V_{av} L}{d^2} \\ &= 800 \times 10 \times 5 + \frac{32 \times 0.1 \times 0.1 \times 10}{(1 \times 10^{-2})^2} \\ &= 40 \times 10^3 + 32 \times 10^3 = 72 \text{ kPa} \end{aligned}$$

Chapter- 8 Flow Through Pipes

01. Ans: (d)

Sol:

- The Darcy-Weisbach equation for head loss is written as:

$$h_f = \frac{f L V^2}{2g d}$$

where V is the average velocity, f is friction factor, L is the length of pipe and d is the diameter of the pipe.

- This equation is used for laminar as well as turbulent flow through the pipe.
- The friction factor depends on the type of flow (laminar or turbulent) as well as the nature of pipe surface (smooth or rough)
- For laminar flow, friction factor is a function of Reynolds number.

02. Ans: 481

Sol: Given data,

$$\begin{aligned} \dot{m} &= \pi \text{ kg/s}, & d &= 5 \times 10^{-2} \text{ m}, \\ \mu &= 0.001 \text{ Pa.s}, & \rho &= 1000 \text{ kg/m}^3 \end{aligned}$$

$$V_{av} = \frac{\dot{m}}{\rho A} = \frac{4\dot{m}}{\rho \pi d^2} = \frac{4 \times \pi}{\rho \pi d^2} = \frac{4}{\rho d^2}$$

$$\begin{aligned} Re &= \frac{\rho V_{av} d}{\mu} = \rho \times \frac{4}{\rho d^2} \times \frac{d}{\mu} = \frac{4}{\mu d} \\ &= \frac{4}{0.001 \times 5 \times 10^{-2}} = 8 \times 10^4 \end{aligned}$$



⇒ Flow is turbulent

$$f = \frac{0.316}{Re^{0.25}} = \frac{0.316}{(8 \times 10^4)^{0.25}} = 0.0188$$

$$\Delta P = \rho g \frac{f L V_{av}^2}{2gd} = f \rho L \times \left(\frac{4}{\rho d^2}\right)^2 \times \frac{1}{2d}$$

$$\frac{\Delta P}{L} = f \times \frac{16}{\rho d^5} \times \frac{1}{2} = \frac{8f}{\rho d^5} = \frac{8 \times 0.0188}{10^3 \times (5 \times 10^{-2})^5}$$

$$= 481.28 \text{ Pa/m}$$

03. Ans: (a)

Sol: In pipes Net work, series arrangement

$$\therefore h_f = \frac{fJV^2}{2gd} = \frac{f.l.Q^2}{12.1 \times d^5}$$

$$\frac{h_{f_A}}{h_{f_B}} = \frac{f_A.l_A.Q_a^2}{12.1 \times d_A^5} \times \frac{12.1 \times d_B^5}{f_B.l_B.Q_B^2}$$

Given $l_A = l_B$, $f_A = f_B$, $Q_A = Q_B$

$$\frac{h_{f_A}}{h_{f_B}} = \left(\frac{d_B}{d_A}\right)^5 = \left(\frac{d_B}{1.2d_B}\right)^5$$

$$= \left(\frac{1}{1.2}\right)^5 = 0.4018 \approx 0.402$$

04. Ans: (a)

Sol: Given, $d_1 = 10 \text{ cm}$; $d_2 = 20 \text{ cm}$

$$f_1 = f_2 ;$$

$$l_1 = l_2 = l$$

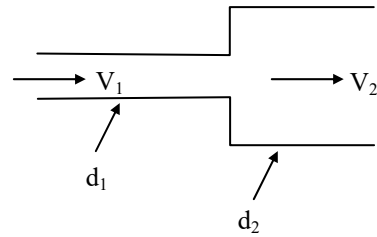
$$l_e = l_1 + l_2 = 2l$$

$$\frac{l_e}{d_e^5} = \frac{l_1}{d_1^5} + \frac{l_2}{d_2^5} \Rightarrow \frac{2l}{d_e^5} = \frac{l}{10^5} + \frac{l}{20^5}$$

$$\therefore d_e = 11.4 \text{ cm}$$

05. Ans: (c)

Sol:



Given $d_2 = 2d_1$

Losses due to sudden expansion,

$$h_L = \frac{(V_1 - V_2)^2}{2g}$$

$$= \frac{V_1^2}{2g} \left(1 - \frac{V_2}{V_1}\right)^2$$

By continuity equation,

$$Q = A_1V_1 = A_2V_2$$

$$\therefore \frac{V_2}{V_1} = \frac{A_1}{A_2} = \left(\frac{d_1}{d_2}\right)^2 = \left(\frac{1}{2}\right)^2$$

$$h_L = \frac{V_1^2}{2g} \left(1 - \frac{1}{4}\right)^2$$

$$h_L = \frac{9}{16} \times \frac{V_1^2}{2g}$$

$$\frac{h_L}{\frac{V_1^2}{2g}} = \frac{9}{16}$$

06. Ans: (b)

Sol: Pipes are in parallel

$$Q_e = Q_A + Q_B \quad \text{----- (i)}$$

$$h_{L_e} = h_{L_A} = h_{L_B}$$

$$L_e = 175 \text{ m}$$

$$f_e = 0.015$$



$$\frac{f_c L_c Q_c^2}{12.1 D_c^5} = \frac{f_A L_A Q_A^2}{12.1 D_A^5} = \frac{f_B L_B Q_B^2}{12.1 D_B^5}$$

$$\frac{0.020 \times 150 \times Q_A^2}{12.1 \times (0.1)^5} = \frac{0.015 \times 200 \times Q_B^2}{12.1 \times (0.08)^5}$$

$$Q_A = 1.747 Q_B \quad \text{-----(ii)}$$

From (i) $Q_c = 1.747 Q_B + Q_B$

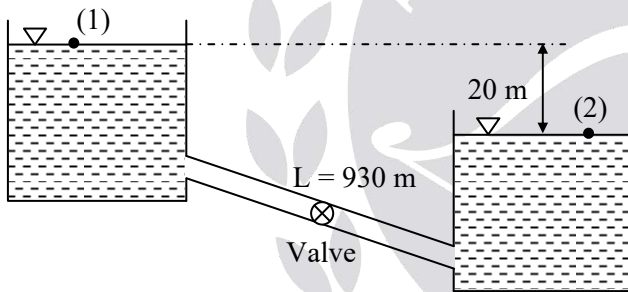
$$Q_c = 2.747 Q_B \quad \text{-----(iii)}$$

$$\frac{0.015 \times 175 (2.747 Q_B)^2}{12.1 \times D_c^5} = \frac{0.015 \times 200 \times Q_B^2}{12.1 \times (0.08)^5}$$

$$D_c = 116.6 \text{ mm} \approx 117 \text{ mm}$$

07. Ans: 0.141

Sol:



Given data,

$$L = 930 \text{ m}, \quad k_{\text{valve}} = 5.5$$

$$k_{\text{entry}} = 0.5, \quad d = 0.3 \text{ m}$$

$$f = 0.03, \quad g = 10 \text{ m/s}^2$$

Applying energy equation for points (1) and (2), we write :

$$\frac{P_1}{\gamma_w} + \frac{V_1^2}{2g} + Z_1 = \frac{P_2}{\gamma_w} + \frac{V_2^2}{2g} + Z_2 + h_{L,\text{entry}} + h_{L,\text{valve}} + h_{L,\text{exit}} + h_{f,\text{pipe}}$$

$$\text{But } P_1 = P_2 = P_{\text{atm}} = 0$$

$$V_1 = 0 = V_2$$

$$Z_1 - Z_2 = 20 \text{ m}, \quad k_{\text{exit}} = 1$$

$$Z_1 - Z_2 = 0.5 \frac{V^2}{2g} + 5.5 \frac{V^2}{2g} + 1 \times \frac{V^2}{2g} + \frac{f L V^2}{2gd}$$

$$= 7 \frac{V^2}{2g} + \frac{f L V^2}{2gd} = \frac{V^2}{2g} \left(7 + \frac{f L}{d} \right)$$

$$\text{or } 20 = \frac{V^2}{2g} \left[7 + \frac{0.03 \times 930}{0.3} \right] = 100 \frac{V^2}{2g}$$

$$\text{or } V^2 = \frac{20 \times 2g}{100} = \frac{20 \times 2 \times 10}{100}$$

$$\Rightarrow V = 2 \text{ m/s}$$

$$\text{Thus, discharge, } Q = \frac{\pi}{4} \times 0.3^2 \times 2$$

$$= 0.1414 \text{ m}^3/\text{s}$$

08. Ans: (c)

Sol: Given data :

$$\text{Fanning friction factor, } f = m \text{Re}^{-0.2}$$

For turbulent flow through a smooth pipe.

$$\Delta P = \frac{\rho f_{\text{Darcy}} L V^2}{2d} = \frac{\rho (4f) L V^2}{2d}$$

$$= \frac{2 \rho m \text{Re}^{-0.2} L V^2}{d}$$

or $\Delta P \propto V^{-0.2} V^2 \propto V^{1.8}$ (as all other parameters remain constant)

We may thus write :

$$\frac{\Delta P_2}{\Delta P_1} = \left(\frac{V_2}{V_1} \right)^{1.8} = \left(\frac{2}{1} \right)^{1.8} = 3.4822$$

$$\text{or } \Delta P_2 = 3.4822 \times 10 = 34.82 \text{ kPa}$$



09. Ans: (b)

Sol: Given data :

Rectangular duct, $L = 10 \text{ m}$,

X-section of duct = $15 \text{ cm} \times 20 \text{ cm}$

Material of duct - Commercial steel,

$$\varepsilon = 0.045 \text{ mm}$$

Fluid is air ($\rho = 1.145 \text{ kg/m}^3$,

$$v = 1.655 \times 10^{-5} \text{ m}^2/\text{s})$$

$$V_{av} = 7 \text{ m/s}$$

$$Re = \frac{V_{av} \times D_h}{v}$$

where, $D_h =$ Hydraulic diameter

$$= \frac{4 \times \text{Cross sectional area}}{\text{Perimeter}}$$

$$= \frac{4 \times 0.15 \times 0.2}{2(0.15 + 0.2)} = 0.1714 \text{ m}$$

$$Re = \frac{7 \times 0.1714}{1.655 \times 10^{-5}} = 72495.5$$

\Rightarrow Flow is turbulent.

Using Haaland equation to find friction factor,

$$\frac{1}{\sqrt{f}} \simeq -1.8 \log \left[\frac{6.9}{Re} + \left(\frac{\varepsilon/D_h}{3.7} \right)^{1.11} \right]$$

$$\frac{1}{\sqrt{f}} = -1.8 \log \left[\frac{6.9}{72495.5} + \left(\frac{0.045 \times 10^{-3}}{0.1714 \times 3.7} \right)^{1.11} \right]$$

$$= -1.8 \log [9.518 \times 10^{-5} + 2.48 \times 10^{-5}]$$

$$= -1.8 \log (11.998 \times 10^{-5})$$

$$\frac{1}{\sqrt{f}} = 7.058$$

$$f = 0.02$$

The pressure drop in the duct is,

$$\Delta P = \frac{\rho f L V^2}{2D_h}$$

$$= \frac{1.145 \times 0.02 \times 10 \times 7^2}{2 \times 0.1714} = 32.73 \text{ Pa}$$

The required pumping power will be

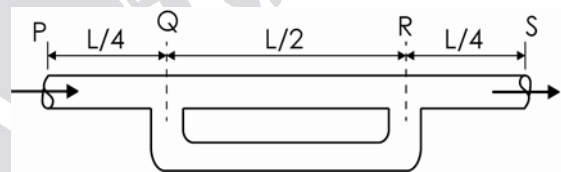
$$P_{\text{pumping}} = Q \Delta P = A V_{av} \times \Delta P$$

$$= (0.15 \times 0.2) \times 7 \times (32.73)$$

$$= 6.87 \text{ W} \simeq 7 \text{ W}$$

10. Ans: 26.5

Sol:



Case I: Without additional pipe,

Let Q be the discharge through the pipe.

Then

$$\frac{P_P}{\gamma} + \frac{V_P^2}{2g} + Z_P = \frac{P_S}{\gamma} + \frac{V_S^2}{2g} + Z_S + \frac{f L Q^2}{12.1 d^5}$$

But $V_P = V_S$ and $Z_P = Z_S$

P_P and P_S are the pressures at sections P and S , respectively.

Thus,

$$\frac{P_P}{\gamma} - \frac{P_S}{\gamma} = \frac{f L Q^2}{12.1 d^5} \text{ -----(1)}$$

Case II: When a pipe ($L/2$) is connected in parallel.



In this case, let Q' be the total discharge.

$$Q_{Q-R} = \frac{Q'}{2} \text{ and } Q_{R-S} = Q'$$

Then,

$$\begin{aligned} \frac{P'_P}{\gamma} + \frac{V_P'^2}{2g} + Z'_P &= \frac{P'_S}{\gamma} + \frac{V_S'^2}{2g} + Z'_S + \frac{f(L/4)Q'^2}{12.1 d^5} \\ &+ \frac{f(L/2)(Q'/2)^2}{12.1 d^5} + \frac{f(L/4)Q'^2}{12.1 d^5} \end{aligned}$$

P'_P and P'_S are the pressures at sections P and S in the second case.

But $V_P' = V_S'$; $Z'_P = Z'_S$

$$\begin{aligned} \text{So, } \frac{P'_P}{\gamma} - \frac{P'_S}{\gamma} &= \frac{fLQ'^2}{12.1d^5} \left[\frac{1}{4} + \frac{1}{8} + \frac{1}{4} \right] \\ &= \frac{5}{8} \times \frac{fLQ'^2}{12.1d^5} \text{ -----(2)} \end{aligned}$$

Given that end conditions remain same.

$$\text{i.e., } \frac{P_P}{\gamma} - \frac{P_S}{\gamma} = \frac{P'_P}{\gamma} - \frac{P'_S}{\gamma}$$

Hence, equation (2) becomes,

$$\frac{fLQ^2}{12.1d^5} = \frac{5}{8} \frac{fLQ'^2}{12.1d^5} \text{ from eq.(1)}$$

$$\text{or } \left(\frac{Q'}{Q} \right)^2 = \frac{8}{5}$$

$$\text{or } \frac{Q'}{Q} = 1.265$$


Hence, percentage increase in discharge is

$$\begin{aligned} &= \frac{Q' - Q}{Q} \times 100 \\ &= (1.265 - 1) \times 100 \\ &= 26.5 \% \end{aligned}$$

11. Ans: 20%

Sol: Since, discharge decrease is associated with increase in friction.

$$\begin{aligned} \frac{df}{f} &= -2 \times \frac{dQ}{Q} = 2 \left[-\frac{dQ}{Q} \right] \\ &= 2 \times 10 = 20\% \end{aligned}$$





Chapter- 9
Elementary Turbulent Flow

01. Ans: (b)

Sol: The velocity distribution in laminar sublayer of the turbulent boundary layer for flow through a pipe is linear and is given by

$$\frac{u}{V^*} = \frac{yV^*}{\nu}$$

where V^* is the shear velocity.

02. Ans: (d)

Sol: $\Delta P = \rho g h_f$

$$= \frac{\rho f L V^2}{2D} = \frac{\rho g f L Q^2}{12.1 D^5}$$

For $Q = \text{constant}$

$$\Delta P \propto \frac{1}{D^5}$$

$$\text{or } \frac{\Delta P_2}{\Delta P_1} = \frac{D_1^5}{D_2^5} = \left(\frac{D_1}{2D_1}\right)^5 = \frac{1}{32}$$

03. Ans: 2.4

Sol: Given: $V = 2 \text{ m/s}$

$$f = 0.02$$

$$V_{\max} = ?$$

$$\begin{aligned} V_{\max} &= V(1 + 1.43\sqrt{f}) \\ &= 2(1 + 1.43\sqrt{0.02}) \\ &= 2 \times 1.2 = 2.4 \text{ m/s} \end{aligned}$$

04. Ans: (c)

Sol: Given data:

$$D = 30 \text{ cm} = 0.3 \text{ m}$$

$$Re = 10^6$$

$$f = 0.025$$

Thickness of laminar sub layer, $\delta' = ?$

$$\delta' = \frac{11.6\nu}{V^*}$$

Where $V^* = \text{shear velocity} = V\sqrt{\frac{f}{8}}$

$\nu = \text{Kinematic viscosity}$

$$Re = \frac{V.D}{\nu}$$

$$\therefore \nu = \frac{V.D}{Re}$$

$$\delta' = \frac{11.6 \times \frac{VD}{Re}}{V\sqrt{\frac{f}{8}}}$$

$$\delta' = \frac{11.6 \times D}{Re\sqrt{\frac{f}{8}}}$$

$$= \frac{11.6 \times 0.3}{10^6 \times \sqrt{\frac{0.025}{8}}}$$

$$= 6.22 \times 10^{-5} \text{ m} = 0.0622 \text{ mm}$$

05. Ans: 25

Sol: Given:

$$L = 100 \text{ m}$$

$$D = 0.1 \text{ m}$$

$$h_L = 10 \text{ m}$$

$$\tau = ?$$



For any type of flow, the shear stress at

$$\text{wall/surface } \tau = \frac{-dP}{dx} \times \frac{R}{2}$$

$$\tau = \frac{\rho g h_L}{L} \times \frac{R}{2}$$

$$\tau = \frac{\rho g h_L}{L} \times \frac{D}{4}$$

$$= \frac{1000 \times 9.81 \times 10}{100} \times \frac{0.1}{4}$$

$$= 24.525 \text{ N/m}^2 = 25 \text{ Pa}$$

06. Ans: 0.905

Sol: $k = 0.15 \text{ mm}$

$$\tau = 4.9 \text{ N/m}^2$$

$$\nu = 1 \text{ centi-stoke}$$

$$V^* = \sqrt{\frac{\tau_o}{\rho}} = \sqrt{\frac{4.9}{1000}} = 0.07 \text{ m/sec}$$

$$\nu = 1 \text{ centi-stoke}$$

$$= \frac{1}{100} \text{ stoke} = \frac{10^{-4}}{100} = 10^{-6} \text{ m}^2 / \text{sec}$$

$$\frac{k}{\delta'} = \frac{0.15 \times 10^{-3}}{\left(\frac{11.6 \times \nu}{V^*}\right)}$$

$$= \frac{0.15 \times 10^{-3}}{\frac{11.6 \times 10^{-6}}{0.07}} = 0.905$$

07. Ans: (a)

Sol: The velocity profile in the laminar sublayer is given as

$$\frac{u}{V^*} = \frac{yV^*}{\nu}$$

$$\text{or } \nu = \frac{y(V^*)^2}{u}$$

where, V^* is the shear velocity.

$$\text{Thus, } \nu = \frac{0.5 \times 10^{-3} \times (0.05)^2}{1.25}$$

$$= 1 \times 10^{-6} \text{ m}^2/\text{s}$$

$$= 1 \times 10^{-2} \text{ cm}^2/\text{s}$$

08. Ans: 47.74 N/m²

Sol: Given data :

$$d = 100 \text{ mm} = 0.1 \text{ m}$$

$$u_{r=0} = u_{\max} = 2 \text{ m/s}$$

$$\text{Velocity at } r = 30 \text{ mm} = 1.5 \text{ m/s}$$

Flow is turbulent.

The velocity profile in turbulent flow is

$$\frac{u_{\max} - u}{V^*} = 5.75 \log\left(\frac{R}{y}\right)$$

where u is the velocity at y and V^* is the shear velocity.

For pipe, $y = R - r$

$$= (50 - 30) \text{ mm} = 20 \text{ mm}$$

Thus,

$$\frac{2 - 1.5}{V^*} = 5.75 \log\left(\frac{50}{20}\right) = 2.288$$

$$\text{or } V^* = \frac{0.5}{2.288} = 0.2185 \text{ m/s}$$

Using the relation,

$$V^* = \sqrt{\frac{\tau_w}{\rho}} \text{ or } \tau_w = \rho (V^*)^2$$

$$\tau_w = 10^3 \times (0.2185)^2 = 47.74 \text{ N/m}^2$$



Chapter- 10
Boundary Layer Theory

01. Ans: (c)

Sol: $Re_{\text{Critical}} = \frac{U_{\infty} x_{\text{critical}}}{\nu}$

Assume water properties

$$5 \times 10^5 = \frac{6 \times x_{\text{critical}}}{1 \times 10^{-6}}$$

$$x_{\text{critical}} = 0.08333 \text{ m} = 83.33 \text{ mm}$$

02. Ans: 1.6

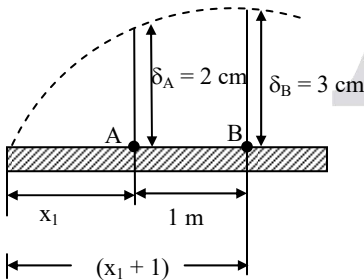
Sol: $\delta \propto \frac{1}{\sqrt{Re}}$ (At given distance 'x')

$$\frac{\delta_1}{\delta_2} = \sqrt{\frac{Re_2}{Re_1}}$$

$$\frac{\delta_1}{\delta_2} = \sqrt{\frac{256}{100}} = \frac{16}{10} = 1.6$$

03. Ans: 80

Sol:



$$\delta \propto \sqrt{x}$$

$$\frac{\delta_A}{\delta_B} = \sqrt{\frac{x_1}{x_1 + 1}}$$

$$x = \frac{2}{3} = \sqrt{\frac{x_1}{x_1 + 1}}$$

$$\frac{4}{9} = \frac{x_1}{x_1 + 1}$$

$$5x_1 = 4 \Rightarrow x_1 = 80 \text{ cm}$$

04. Ans: 2

Sol: $\tau \propto \frac{1}{\delta}$

$$\tau \propto \frac{1}{\sqrt{x}} \therefore \delta \propto \sqrt{x}$$

$$\frac{\tau_1}{\tau_2} = \sqrt{\frac{x_2}{x_1}}$$

$$\frac{\tau_1}{\tau_2} = \sqrt{4} = 2$$

05. Ans: 3

Sol: $\frac{U}{U_{\infty}} = \frac{y}{\delta}$

$$\frac{\delta^*}{\theta} = \text{Shape factor} = ?$$

$$\delta^* = \int_0^{\delta} \left(1 - \frac{u}{u_{\infty}}\right) dy$$

$$= \int_0^{\delta} \left(1 - \frac{y}{8}\right) dy$$

$$= y - \frac{y^2}{2 \cdot 8} \Big|_0^{\delta}$$

$$= \delta - \frac{\delta}{2} = \frac{\delta}{2}$$



$$\begin{aligned}\theta &= \int_0^{\delta} \frac{u}{u_{\infty}} \left(1 - \frac{u}{u_{\infty}}\right) dy \\ &= \int_0^{\delta} \frac{y}{8} \left(1 - \frac{y}{\delta}\right) dy \\ &= \frac{y^2}{2\delta} - \frac{y^3}{3\delta} \Big|_0^{\delta} \\ &= \frac{\delta}{2} - \frac{\delta}{3} = \frac{\delta}{6}\end{aligned}$$

$$\text{Shape factor} = \frac{\delta^*}{\theta} = \frac{\delta/2}{\delta/6} = 3$$

06. Ans: 22.6

Sol: Drag force,

$$F_D = \frac{1}{2} C_D \cdot \rho \cdot A_{\text{Proj.}} \cdot U_{\infty}^2$$

$$B = 1.5 \text{ m}, \quad \rho = 1.2 \text{ kg/m}^3$$

$$L = 3.0 \text{ m}, \quad \nu = 0.15 \text{ stokes}$$

$$U_{\infty} = 2 \text{ m/sec}$$

$$Re = \frac{U_{\infty} L}{\nu} = \frac{2 \times 3}{0.15 \times 10^{-4}} = 4 \times 10^5$$

$$C_D = \frac{1.328}{\sqrt{Re}} = \frac{1.328}{\sqrt{4 \times 10^5}} = 2.09 \times 10^{-3}$$

Drag force,

$$\begin{aligned}F_D &= \frac{1}{2} \times 2.09 \times 10^{-3} \times 1.2 \times (1.5 \times 3) \times 2^2 \\ &= 22.57 \text{ milli-Newton}\end{aligned}$$

07. Ans: 1.62

Sol: Given data,

$$U_{\infty} = 30 \text{ m/s},$$

$$\rho = 1.2 \text{ kg/m}^3$$

Velocity profile at a distance x from leading edge,

$$\frac{u}{U_{\infty}} = \frac{y}{\delta}$$

$$\delta = 1.5 \text{ mm}$$

Mass flow rate of air entering section ab,

$$(\dot{m}_{\text{in}})_{\text{ab}} = \rho U_{\infty} (\delta \times 1) = \rho U_{\infty} \delta \text{ kg/s}$$

Mass flow rate of air leaving section cd,

$$(\dot{m}_{\text{out}})_{\text{cd}} = \rho \int_0^{\delta} u (dy \times 1) = \rho \int_0^{\delta} U_{\infty} \left(\frac{y}{\delta}\right) dy$$

$$= \frac{\rho U_{\infty}}{\delta} \left[\frac{y^2}{2} \right]_0^{\delta} = \frac{\rho U_{\infty} \delta}{2}$$

From the law of conservation of mass :

$$(\dot{m}_{\text{in}})_{\text{ab}} = (\dot{m}_{\text{out}})_{\text{cd}} + (\dot{m}_{\text{out}})_{\text{bc}}$$

$$\text{Hence, } (\dot{m}_{\text{out}})_{\text{bc}} = (\dot{m}_{\text{in}})_{\text{ab}} - (\dot{m}_{\text{out}})_{\text{cd}}$$

$$= \rho U_{\infty} \delta - \frac{\rho U_{\infty} \delta}{2}$$

$$= \frac{\rho U_{\infty} \delta}{2}$$

$$= \frac{1.2 \times 30 \times 1.5 \times 10^{-3}}{2}$$

$$= 27 \times 10^{-3} \text{ kg/s}$$

$$= 27 \times 10^{-3} \times 60 \text{ kg/min}$$

$$= 1.62 \text{ kg/min}$$

08. Ans: (b)

Sol: For 2-D, steady, fully developed laminar boundary layer over a flat plate, there is velocity gradient in y-direction, $\frac{\partial u}{\partial y}$ only.

The correct option is (b).



09. Ans: 28.5

Sol: Given data,

Flow is over a flat plate.

$$L = 1 \text{ m,}$$

$$U_\infty = 6 \text{ m/s}$$

$$\nu = 0.15 \text{ stoke} = 0.15 \times 10^{-4} \text{ m}^2/\text{s}$$

$$\rho = 1.226 \text{ kg/m}^3$$

$$\delta(x) = \frac{3.46x}{\sqrt{Re_x}}$$

Velocity profile is linear.

Using von-Karman momentum integral equation for flat plate.

$$\frac{d\theta}{dx} = \frac{\tau_w}{\rho U_\infty^2} \text{ -----(1)}$$

we can find out τ_w .

From linear velocity profile, $\frac{u}{U_\infty} = \frac{y}{\delta}$, we

evaluate first θ , momentum thickness as

$$\begin{aligned} \theta &= \int_0^\delta \frac{u}{U_\infty} \left(1 - \frac{u}{U_\infty}\right) dy \\ &= \int_0^\delta \frac{y}{\delta} \left(1 - \frac{y}{\delta}\right) dy = \int_0^\delta \left(\frac{y}{\delta} - \frac{y^2}{\delta^2}\right) dy \\ &= \left(\frac{y^2}{2\delta} - \frac{y^3}{3\delta^2}\right)_0^\delta = \frac{\delta}{2} - \frac{\delta}{3} = \frac{\delta}{6} \end{aligned}$$

$$\begin{aligned} \Rightarrow \theta &= \frac{\delta}{6} = \frac{1}{6} \times \frac{3.46x}{\sqrt{Re_x}} \\ &= \frac{3.46}{6} \frac{x^{1/2}}{\left(\frac{U_\infty}{\nu}\right)^{1/2}} \end{aligned}$$

Differentiating θ w.r.t x , we get :

$$\frac{d\theta}{dx} = \frac{3.46}{6 \times 2} \frac{x^{-1/2}}{\left(\frac{U_\infty}{\nu}\right)^{1/2}} = 0.2883 \frac{1}{\sqrt{\frac{U_\infty x}{\nu}}}$$

$$\left. \frac{d\theta}{dx} \right|_{x=0.5\text{m}} = 0.2883 \times \frac{1}{\sqrt{\frac{6 \times 0.5}{0.15 \times 10^{-4}}}} = \frac{0.2883}{447.2}$$

-----(2)

From equation (1)

$$\begin{aligned} \left. \tau_w \right|_{x=0.5\text{m}} &= \left. \frac{d\theta}{dx} \right|_{x=0.5\text{m}} \times \rho U_\infty^2 \\ &= \frac{0.2883}{447.2} \times 1.226 \times 6^2 \\ &= 0.02845 \text{ N/m}^2 \\ &\approx 28.5 \text{ mN/m}^2 \end{aligned}$$



Chapter- 11
Force on Submerged Bodies

01. Ans: 8

Sol: Drag power = Drag Force × Velocity

$$P = F_D \times V$$

$$P = C_D \times \frac{\rho A V^2}{2} \times V$$

$$P \propto V^3$$

$$\frac{P_1}{P_2} = \left(\frac{V_1}{V_2} \right)^3$$

$$\frac{P_1}{P_2} = \left(\frac{V}{2V} \right)^3$$

$$P_2 = 8P_1$$

Comparing the above relation with XP,

We get, X = 8

02. Ans: 4.56 m

Sol: $F_D = C_D \cdot \frac{\rho A V^2}{2}$

$$W = 0.8 \times 1.2 \times \frac{\frac{\pi}{4} (D)^2 \times V^2}{2}$$

(Note: A = Normal (or)

$$\text{projected Area} = \frac{\pi}{4} D^2)$$

$$784.8 = 0.8 \times 1.2 \times \frac{\pi}{4} (D)^2 \times \frac{10^2}{2}$$

$$\therefore D = 4.56 \text{ m}$$

03. Ans: 4

Sol: Given data:

$$l = 0.5 \text{ km} = 500 \text{ m}$$

$$d = 1.25 \text{ cm}$$

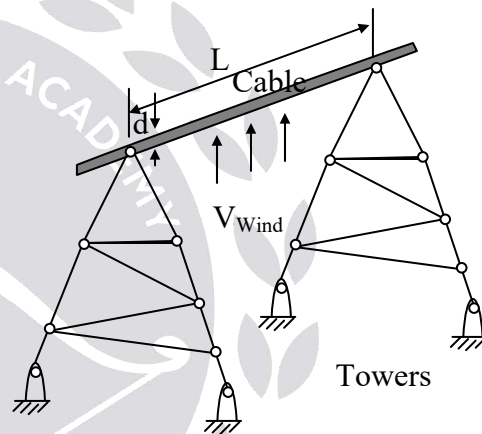
$$V_{\text{Wind}} = 100 \text{ km/hr}$$

$$\gamma_{\text{Air}} = 1.36 \times 9.81 = 13.4 \text{ N/m}^3$$

$$v = 1.4 \times 10^{-5} \text{ m}^2/\text{s}$$

$$C_D = 1.2 \text{ for } R_e > 10000$$

$$C_D = 1.3 \text{ for } R_e < 10000$$



$$Re = \frac{V \cdot L}{\nu} = \frac{\left(\frac{100 \times 5}{18} \right) (500)}{1.4 \times 10^{-5}}$$

Note: The characteristic dimension for electric power transmission tower wire is "L"

$$Re = 992 \times 10^6 > 10,000$$

$$\therefore C_D = 1.2$$

$$F_D = C_D \times \frac{\rho A V^2}{2}$$

$$= 1.2 \times \frac{\left(\frac{13.4}{9.81} \right) (L \times d) V^2}{2}$$



$$= \frac{1.2 \times \left(\frac{13.4}{9.81}\right) (500 \times 0.0125) \left(100 \times \frac{5}{18}\right)^2}{2}$$

$$= 3952.4 \text{ N}$$

$$= 4 \text{ kN}$$

04. Ans: 0.144 & 0.126

Sol: Given data:

$$W_{\text{Kite}} = 2.5 \text{ N}$$

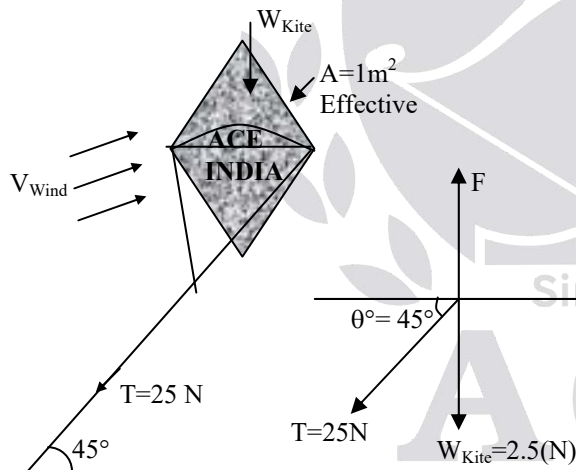
$$A = 1 \text{ m}^2$$

$$\theta = 45^\circ$$

$$T = 25 \text{ N}$$

$$V_{\text{Wind}} = 54 \text{ km/hr}$$

$$= 54 \times \frac{5}{18} = 15 \text{ m/s}$$



Resolving forces horizontally

$$F_D = T \cos 45^\circ$$

$$C_D \times \frac{\rho A V^2}{2} = 25 \times \cos 45^\circ$$

$$C_D \times \left(\frac{12.2}{9.81}\right) (1)(15)^2$$

$$\frac{\quad}{2} = 25 \times \frac{1}{\sqrt{2}}$$

$$\therefore C_D = 0.126$$

Resolving forces vertically

$$F_L = W_{\text{Kite}} + T \sin 45^\circ$$

$$\frac{C_L \rho A V^2}{2} = 2.5 + 25 \sin 45^\circ$$

$$\frac{C_L \left(\frac{12.2}{9.81}\right) (1)(15)^2}{2} = 2.5 + \frac{25}{\sqrt{2}}$$

$$\therefore C_L = 0.144$$

05. Ans: (a)

Sol: Given data:

$$C_{D_2} = 0.75 C_{D_1} \text{ (25\% reduced)}$$

Drag power = Drag force \times Velocity

$$P = F_D \times V = \frac{C_D \rho A V^2}{2} \times V$$

$$P = C_D \times \frac{\rho A V^3}{2}$$

Keeping ρ , A and power constant

$$C_D V^3 = \text{constant} = C$$

$$\frac{C_{D_1}}{C_{D_2}} = \left(\frac{V_2}{V_1}\right)^3$$

$$\left(\frac{C_{D_1}}{0.75 C_{D_1}}\right)^{\frac{1}{3}} = \frac{V_2}{V_1}$$

$$\therefore V_2 = 1.10064 V_1$$

$$\% \text{ Increase in speed} = 10.064\%$$



06. Ans: (c)

Sol: When a solid sphere falls under gravity at its terminal velocity in a fluid, the following relation is valid :

Weight of sphere = Buoyant force + Drag force

07. Ans: 0.62

Sol: Given data,

Diameter of dust particle, $d = 0.1 \text{ mm}$

Density of dust particle,

$$\rho = 2.1 \text{ g/cm}^3 = 2100 \text{ kg/m}^3$$

$$\mu_{\text{air}} = 1.849 \times 10^{-5} \text{ Pa.s,}$$

At suspended position of the dust particle,

$$W_{\text{particle}} = F_D + F_B$$

where F_D is the drag force on the particle and F_B is the buoyancy force.

From Stokes law:

$$F_D = 3\pi\mu V d$$

Thus,

$$\frac{4}{3} \times \pi r^3 \times \rho \times g = 3\pi\mu V d + \frac{4}{3} \pi r^3 \rho_{\text{air}} g$$

$$\text{or, } \frac{4}{3} \pi r^3 g (\rho - \rho_{\text{air}}) = 3\pi\mu_{\text{air}} V (2r)$$

$$\text{or } V = \frac{2}{9} r^2 g \left(\frac{\rho - \rho_{\text{air}}}{\mu_{\text{air}}} \right)$$

$$= \frac{2}{9} \times (0.05 \times 10^{-3})^2 \times 9.81 \times \frac{(2100 - 1.2)}{1.849 \times 10^{-5}}$$

$$= 0.619 \text{ m/s} \approx 0.62 \text{ m/s}$$

08. Ans: (b)

Sol: Since the two models M_1 and M_2 have equal volumes and are made of the same material, their weights will be equal and the buoyancy forces acting on them will also be equal. However, the drag forces acting on them will be different.

From their shapes, we can say that M_2 reaches the bottom earlier than M_1 .

09. Ans: (a)

Sol:

- Drag of object A_1 will be less than that on A_2 . There are chances of flow separation on A_2 due to which drag will increase as compared to that on A_1 .
- Drag of object B_1 will be more than that of object B_2 . Because of rough surface of B_2 , the boundary layer becomes turbulent, the separation of boundary layer will be delayed that results in reduction in drag.
- Both the objects are streamlined but C_2 is rough as well. There will be no pressure drag on both the objects. However, the skin friction drag on C_2 will be more than that on C_1 because of flow becoming turbulent due to roughness. Hence, drag of object C_2 will be more than that of object C_1 .
- Thus, the correct answer is option (a).



Chapter- 12
Dimensional Analysis

01. Ans: (c)

Sol: Total number of variables,

$$n = 8 \text{ and } m = 3 \text{ (M, L \& T)}$$

$$\text{Therefore, number of } \pi\text{'s are} = 8 - 3 = 5$$

02. Ans: (b)

Sol:

$$1. \frac{T}{\rho D^2 V^2} = \frac{MLT^2}{ML^{-3} \times L^2 \times L^2 \times T^{-2}} = 1.$$

→ It is a non-dimensional parameter.

$$2. \frac{VD}{\mu} = \frac{LT^{-1} \times L}{ML^{-1}T^{-1}} \neq 1.$$

→ It is a dimensional parameter.

$$3. \frac{D\omega}{V} = 1.$$

→ It is a non-dimensional parameter.

$$4. \frac{\rho VD}{\mu} = Re.$$

→ It is a non-dimensional parameter.

03. Ans: (b)

Sol: $T = f(l, g)$

Total number of variable,

$$n = 3, m = 2 \text{ (L \& T only)}$$

$$\text{Hence, no. of } \pi \text{ terms} = 3 - 2 = 1$$

04. Ans: (c)

Sol:

- Mach Number → Launching of rockets
- Thomas Number → Cavitation flow in soil
- Reynolds Number → Motion of a submarine
- Weber Number → Capillary flow in soil

05. Ans: (b)

Sol: According to Froude's law

$$T_r = \sqrt{L_r}$$

$$\frac{t_m}{t_p} = \sqrt{L_r}$$

$$t_p = \frac{t_m}{\sqrt{L_r}} = \frac{10}{\sqrt{1/25}}$$

$$t_p = 50 \text{ min}$$

06. Ans: (a)

Sol: $L = 100 \text{ m}$

$$V_p = 10 \text{ m/s,}$$

$$L_r = \frac{1}{25}$$

As viscous parameters are not discussed follow Froude's law

Acc to Froude

$$V_r = \sqrt{L_r}$$

$$\frac{V_m}{V_p} = \sqrt{\frac{1}{25}}$$

$$V_m = \frac{1}{5} \times 10 = 2 \text{ m/s}$$



07. Ans: (d)

Sol: Froude number = Reynolds number.

$$v_r = 0.0894$$

If both gravity & viscous forces are important then

$$v_r = (L_r)^{3/2}$$

$$\sqrt{\frac{v_m^3}{v_p^3}} = L_r$$

$$L_r = 1:5$$

08. Ans: (c)

Sol: For distorted model according to Froude's law

$$Q_r = L_H L_V^{3/2}$$

$$L_H = 1:1000,$$

$$L_V = 1:100$$

$$Q_m = 0.1 \text{ m}^3/\text{s}$$

$$Q_r = \frac{1}{1000} \times \left(\frac{1}{100}\right)^{3/2} = \frac{0.1}{Q_p}$$

$$Q_p = 10^5 \text{ m}^3/\text{s}$$

09. Ans: (c)

Sol: For dynamic similarity, Reynolds number should be same for model testing in water and the prototype testing in air. Thus,

$$\frac{\rho_w \times V_w \times d_w}{\mu_w} = \frac{\rho_a \times V_a \times d_a}{\mu_a}$$

$$\text{or } V_w = \frac{\rho_a}{\rho_w} \times \frac{d_a}{d_w} \times \frac{\mu_w}{\mu_a} \times V_a$$

(where suffixes w and a stand for water and air respectively)

Substituting the values given, we get

$$V_w = \frac{1.2}{10^3} \times \frac{4}{0.1} \times \frac{10^{-3}}{1.8 \times 10^{-5}} \times 1 = \frac{8}{3} \text{ m/s}$$

To calculate the drag force on prototype, we equate the drag coefficient of model to that of prototype.

$$\text{i.e., } \left(\frac{F_D}{\rho A V^2}\right)_p = \left(\frac{F_D}{\rho A V^2}\right)_m$$

$$\text{Hence, } (F_D)_p = (F_D)_m \times \frac{\rho_a}{\rho_w} \times \frac{A_a}{A_w} \times \left(\frac{V_a}{V_w}\right)^2$$

$$= 4 \times \frac{1.2}{10^3} \times \left(\frac{4}{0.1}\right)^2 \times \left(\frac{1}{8/3}\right)^2$$

$$= 1.08 \text{ N}$$

10. Ans: 47.9

Sol: Given data,

	Sea water (Prototype testing)	Fresh water (model testing)
V	0.5	?
ρ	1025 kg/m ³	10 ³ kg/m ³
μ	1.07 × 10 ⁻³ Pa.s	1 × 10 ⁻³ Pa.s

For dynamic similarity, Re should be same in both testing.

$$\text{i.e., } \frac{\rho_m V_m d_m}{\mu_m} = \frac{\rho_p V_p d_p}{\mu_p}$$

$$V_m = V_p \times \frac{\rho_p}{\rho_m} \times \frac{d_p}{d_m} \times \frac{\mu_m}{\mu_p}$$

$$= 0.5 \times \frac{1025}{10^3} \times 100 \times \frac{10^{-3}}{1.07 \times 10^{-3}}$$

$$= 47.9 \text{ m/s}$$



Chapter - 13
Turbomachinery

01. Ans: 1000

Sol: T = Moment of momentum of water in a turbine = Torque developed = 15915 N-m
Speed (N) = 600 rpm

$$\begin{aligned} \text{Power developed} &= \frac{2\pi NT}{60} \\ &= \frac{2 \times \pi \times 600 \times 15915}{60} \\ &= 1000 \times 10^3 \text{ W} = 1000 \text{ kW} \end{aligned}$$

02. Ans: 4000

Sol: Q = 50 m³/sec
H = 7.5 m

$$\eta_{\text{Turbine}} = 0.8$$

$$\eta_{\text{Turbine}} = \frac{P_{\text{shaft}}}{P_{\text{water}}} = \frac{P_{\text{shaft}}}{\rho g Q (H - h_f)}$$

$$0.8 = \frac{P_{\text{shaft}}}{1000 \times 9.81 \times 50 (7.5 - 0)}$$

$$\begin{aligned} P_{\text{shaft}} &= 2943 \times 10^3 \text{ W} = 2943 \text{ kW} \\ &= \frac{2943}{0.736} \text{ HP} = 4000 \text{ HP} \end{aligned}$$

03. Ans: 1

Sol: We know that

$$U = \frac{\pi DN}{60} = k_u \cdot \sqrt{2gH}$$

Where D = diameter of wheel

N = speed of turbine = 600 rpm

H = Head available of pelton wheel turbine
= 300 m

$$\therefore \frac{\pi \times D \times 600}{60} = 0.41 \sqrt{2 \times 9.81 \times 300}$$

$$D = 1.0 \text{ m}$$

04. Ans: (b)

Sol: Specific speed of turbine is expressed as :

$$\begin{aligned} N_s &= \frac{N \sqrt{P}}{H^{5/4}} = \frac{T^{-1} \sqrt{FL T^{-1}}}{L^{5/4}} \\ &= F^{\frac{1}{2}} L^{\frac{1}{2} - \frac{5}{4}} T^{-1 - \frac{1}{2}} \\ &= F^{1/2} L^{-3/4} T^{-3/2} \end{aligned}$$

05. Ans: (b)

Sol: P = 8.1 MW = 8100 kW
H = 81 m
N = 540 rpm

$$\text{Specific speed } N_s = \frac{N \sqrt{P}}{(H)^{5/4}}$$

$$\begin{aligned} &= \frac{540 \times \sqrt{8100}}{(81)^{5/4}} \\ &= \frac{540 \times 90}{243} = 200 \end{aligned}$$

60 < N_s < 300 (Francis Turbine)

06. Ans: (a)

Sol: The specific speed is lowest for Pelton wheel and highest for Kaplan turbine. N_s for Francis turbine lies between those of Pelton wheel and Kaplan turbine.



07. Ans: (b)

Sol:

- Only the tangential component of absolute velocity is considered into the estimation of theoretical head of a turbo machine. Hence, statement (a) is correct.
- A high head turbine has a low value of specific speed. Hence, statement (b) is wrong.
- For the same power, a turbo machine running at high specific speed will be small in size. Hence, statement (c) is correct.
- Pelton wheel is the tangential flow turbine whereas the Propeller and Kaplan turbines are axial flow units. Hence, statement (d) is correct.

08. Ans: (a)

Sol: $u = \frac{\pi DN}{60}$,

But $u \propto \sqrt{H}$

Hence, for a given scale ratio.

$$N \propto H^{1/2}$$

09. Ans: (d)

Sol: Cavitation in any flow passage will occur, if the local pressure at any point in the flow **pressure** falls below the vapour pressure corresponding the operating temperature.

10. Ans: (d)

Sol: Cavitation in a reaction turbine may occur at inlet to draft tube. It is expected that the pressure at inlet to draft tube may fall below the vapour pressure.

11. Ans: 1000

Sol: Given $N_p = 500$ rpm

$$\frac{D_m}{D_p} = \frac{1}{2}$$

We know that

$$\left(\frac{ND}{\sqrt{H}}\right)_m = \left(\frac{ND}{\sqrt{H}}\right)_p$$

Given H is constant

$$\therefore \frac{N_m}{N_p} = \frac{D_p}{D_m}$$

$$\therefore \frac{N_m}{500} = 2$$

$$\Rightarrow N_m = 1000 \text{ rpm}$$

12. Ans: 73

Sol: Given $P_1 = 100$ kW

$$H_1 = 100 \text{ m and } H_2 = 81 \text{ m}$$

We know that

$$\left(\frac{P}{(H)^{3/2}}\right)_1 = \left(\frac{P}{(H)^{3/2}}\right)_2$$

$$\therefore \frac{100}{(100)^{3/2}} = \frac{P_2}{(81)^{3/2}}$$

$$P_2 = 72.9 \text{ kW} \approx 73 \text{ kW}$$

$$\therefore \text{New power developed by same turbine} \\ = 73 \text{ kW}$$



13. Ans: (b)

Sol: Given data :

$$D_{\text{runner}} = D_{\text{tip}} = 3 \text{ m},$$

$$D_{\text{hub}} = \frac{1}{3} \times D_{\text{runner}} = 1 \text{ m},$$

Velocity of flow, $V_f = 5 \text{ m/s}$,

$$u = 40 \text{ m/s}$$

Discharge through the runner is,

$$Q = \frac{\pi}{4} (D_{\text{tip}}^2 - D_{\text{hub}}^2) \times V_f$$

$$= \frac{\pi}{4} (3^2 - 1^2) \times 5$$

$$= 31.4 \text{ m}^3/\text{s}$$

